



1902 Howard Rd.  
Madera, CA 93637  
(559) 675-4500  
Fax (559) 675-1186  
[www.madera.k12.ca.us](http://www.madera.k12.ca.us)

[s](#)

#### **Board of Trustees**

Ruben Mendoza,  
President  
Joetta Fleak, Clerk  
Nadeem Ahmad  
Israel Cortes  
Ed McIntyre  
Lucy Salazar  
Ray G. Seibert

#### **Superintendent**

Todd Lile

#### **Our Vision**

Madera Unified will set the standard for hard work, creativity and resiliency with a fearless drive to continuously improve.

#### **Our Mission**

We are committed to creating and sustaining a culture enabling Madera Unified students to experience an unparalleled educational journey that is intellectually, socially and personally transformative.



August 31, 2021

### **Addendum No. 4**

### **Bid No. 081021-Softball Field at Madera High School**

#### **NOTICE TO ALL VENDORS:**

This Addendum is attached to and made a part of the above-entitled specifications for Madera Unified School District for **Bid No. 081021 – Softball Field at Madera High School** with a due date of September 3, 2021 ~~@2:00 pm~~ **3:30 PM**

All changes and/or clarifications will appear in bold type and deletions will be struck out within a sentence.

#### **Questions/Clarifications:**

**Please review the attached information regarding Addendum No. 4**

Signature\_\_\_\_\_

Date\_\_\_\_\_

# Addendum No. 4

Bid No. 081021-Softball Field at Madera High School



## Softball Field at Madera High School

BID DATE: 9/3/2021

DSA APP. NO.: 02-119114

PROJECT. NO.: 20-02

---

John Smith

Project Architect



This Addendum forms a part of the Contract Documents. It modifies the original Project Manual and Drawings, as well as any Addendum previously issued, as noted below. Bidders are required to acknowledge receipt of this Addendum in the space provided in the proposal form. Failure to acknowledge receipt of each addendum may subject bidder to disqualification.

### **General:**

As noted in Addendum #1, Notice to all Vendors, change bid time on September 3<sup>rd</sup>, 2021 from 2:00 pm to 3:30 pm. No other changes to this section.

# Addendum No. 4



Bid No. 081021-Softball Field at Madera High School

## Softball Field at Madera High School

### DRAWINGS

Item No. 1 The following sheets were included in Addendum #2 and begin at page 613. They refer to changes made to the Civil plans sheets C1.1, C2.1, C3.1, C4.1, X2.1, X4.1, X4.2, X4.3, L1.1 & L2.1.

Sheet 1  
Sheet 2  
Sheet 3  
Sheet 4  
Sheet 5  
Sheet 6  
Sheet 7  
Sheet 8  
Sheet 9  
Sheet 10  
Sheet 11  
Sheet 12  
Sheet 13  
Sheet 14  
Sheet 15  
Sheet 16  
Sheet 17  
Sheet 18

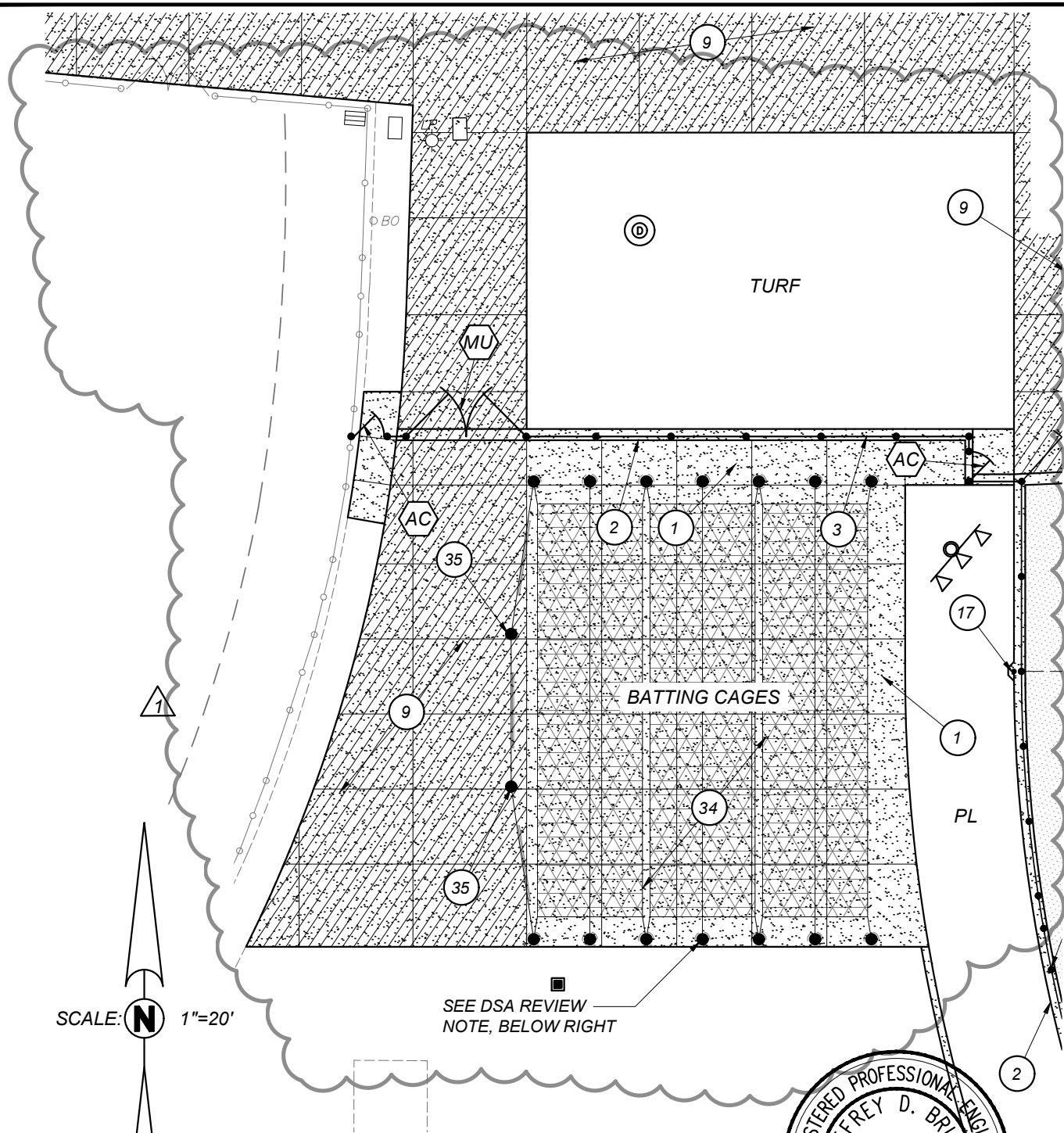
Relocate these sheets into the drawing section of Addendum #2. None of these sheets have changed, just their location.

### SPECIFICATIONS

Item No. 1 Use revised Bid Form per Section 00300 for this project.

Item No. 3 Attached find the RFI log that was posted in Addendum #2 for clarity.


**END OF ADDENDUM**



SCALE: **N** 1"=20'

SEE DSA REVIEW  
NOTE, BELOW RIGHT

0 5 20 40  
SCALE IN FEET



08/23/21  
Date Signed:



7790 NORTH PALM AVENUE • FRESNO, CALIFORNIA 93711  
T559.448.8400 • F559.448.8467 • www.sim-pbk.com

PROJECT  
**SOFTBALL FIELD  
MADERA HS**

SHEET DESCRIPTION  
**SITE PLAN**

PROJECT COORDINATOR  
JB

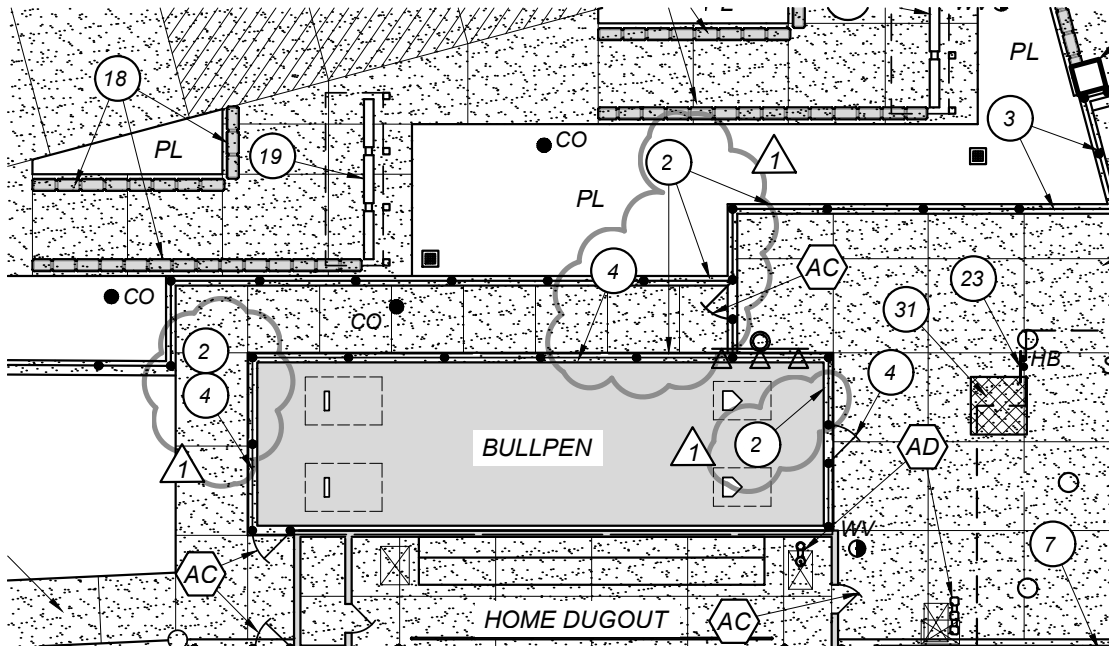
PROJECT No.  
21SIM-02

DATE  
08.23.2021

SCALE  
AS NOTED

SHEET No.

**1**



0 5 20 40  
SCALE IN FEET

- 1 4 8' HIGH CHAIN LINK FENCE PER [A/X3.1]. AT HOME DUGOUT, MOUNT FABRIC TO CANOPY SUPPORT COLUMNS PER STRUCTURAL DETAILS
- 1 34 TUFFFRAME PRO OUTDOOR TRIPLE BAY BATting CAGE (BAY NET: 55'L X 14'H X 14'W) BY BEACON ATHLETICS. INSTALL PER MANUFACTURER'S SPECIFICATIONS AND AS MODIFIED BY [H/X4.2]. "NOT A PART OF DSA REVIEW AND APPROVAL"
- 1 35 TUFFFRAME PRO 55 SOFT TOSS ATTACHMENT BY BEACON ATHLETICS. INSTALL PER MANUFACTURER'S SPECIFICATIONS AND AS MODIFIED BY [H/X4.2]. "NOT A PART OF DSA REVIEW AND APPROVAL"

## DSA REVIEW NOTE:

AS ALLOWED BY SECTION 4-314 OF THE CALIFORNIA ADMINISTRATIVE CODE AND AS CLARIFIED BY DSA IR A-22, THE OPEN MESH NETTING AND SUPPORT POLES FOR THE BACKSTOP, THE TALL BARRIER NET, AND THE BATting CAGES ARE NOT PART OF THIS DSA APPROVAL. REFER TO THE PROJECT SPECIFICATIONS FOR CONTRACTOR'S RESPONSIBILITY TO PROVIDE STRUCTURAL PLANS, DETAILS AND CALCULATIONS, AND TO OBTAIN APPROVAL OF THE DESIGN OF THESE ELEMENTS PRIOR TO CONSTRUCTION.



08/23/21  
Date Signed:



7790 NORTH PALM AVENUE · FRESNO, CALIFORNIA 93711  
T559.448.8400 · F559.448.8467 · www.sim-pbk.com

PROJECT  
**SOFTBALL FIELD  
MADERA HS**

SHEET DESCRIPTION

**SITE PLAN**

PROJECT COORDINATOR  
JB

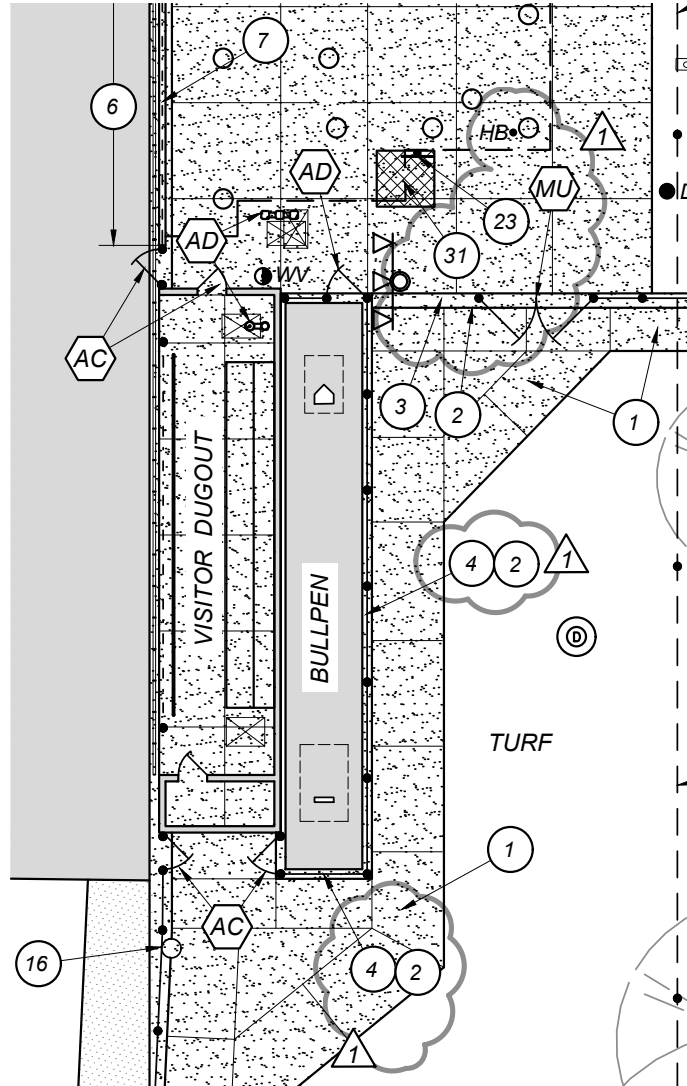
PROJECT No.  
21SIM-02

DATE  
08.23.2021

SCALE  
AS NOTED


SHEET No.

**2**



SCALE: **N** 1"=20'

0 5 20 40  
SCALE IN FEET



08/23/21  
Date Signed:



7790 NORTH PALM AVENUE · FRESNO, CALIFORNIA 93711  
T559.448.8400 · F559.448.8467 · www.sim-pbk.com

PROJECT  
**SOFTBALL FIELD  
MADERA HS**

SHEET DESCRIPTION  
**SITE PLAN**

PROJECT COORDINATOR  
JB


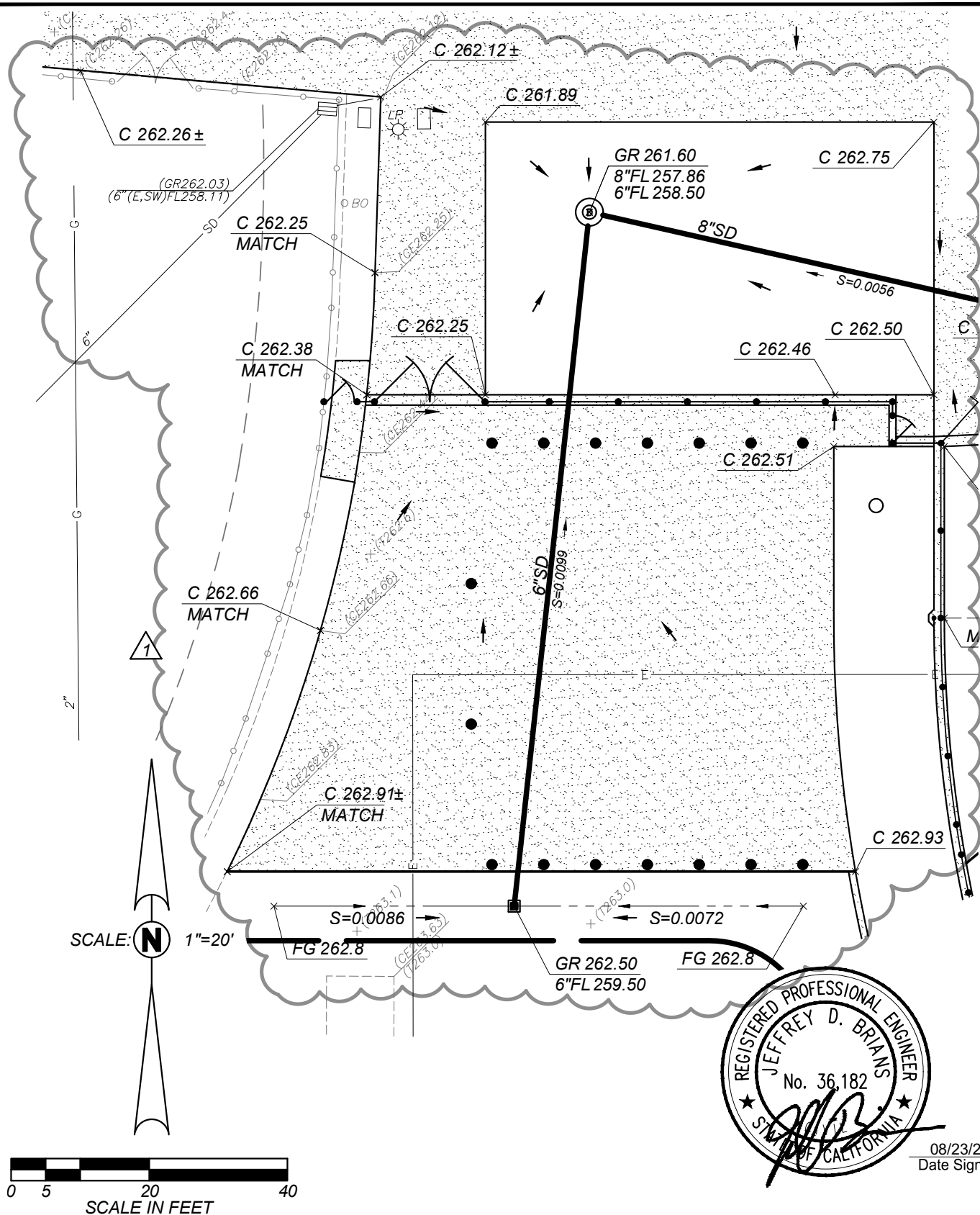
PROJECT No.  
21SIM-02

DATE  
08.23.2021

SCALE  
AS NOTED

SHEET No.

**3**



7790 NORTH PALM AVENUE · FRESNO, CALIFORNIA 93711  
T559.448.8400 · F559.448.8467 · www.sim-pbk.com

PROJECT  
**SOFTBALL FIELD  
MADERA HS**

SHEET DESCRIPTION  
**GRADING PLAN**

PROJECT COORDINATOR  
JB


PROJECT No.  
21SIM-02

DATE  
08.23.2021

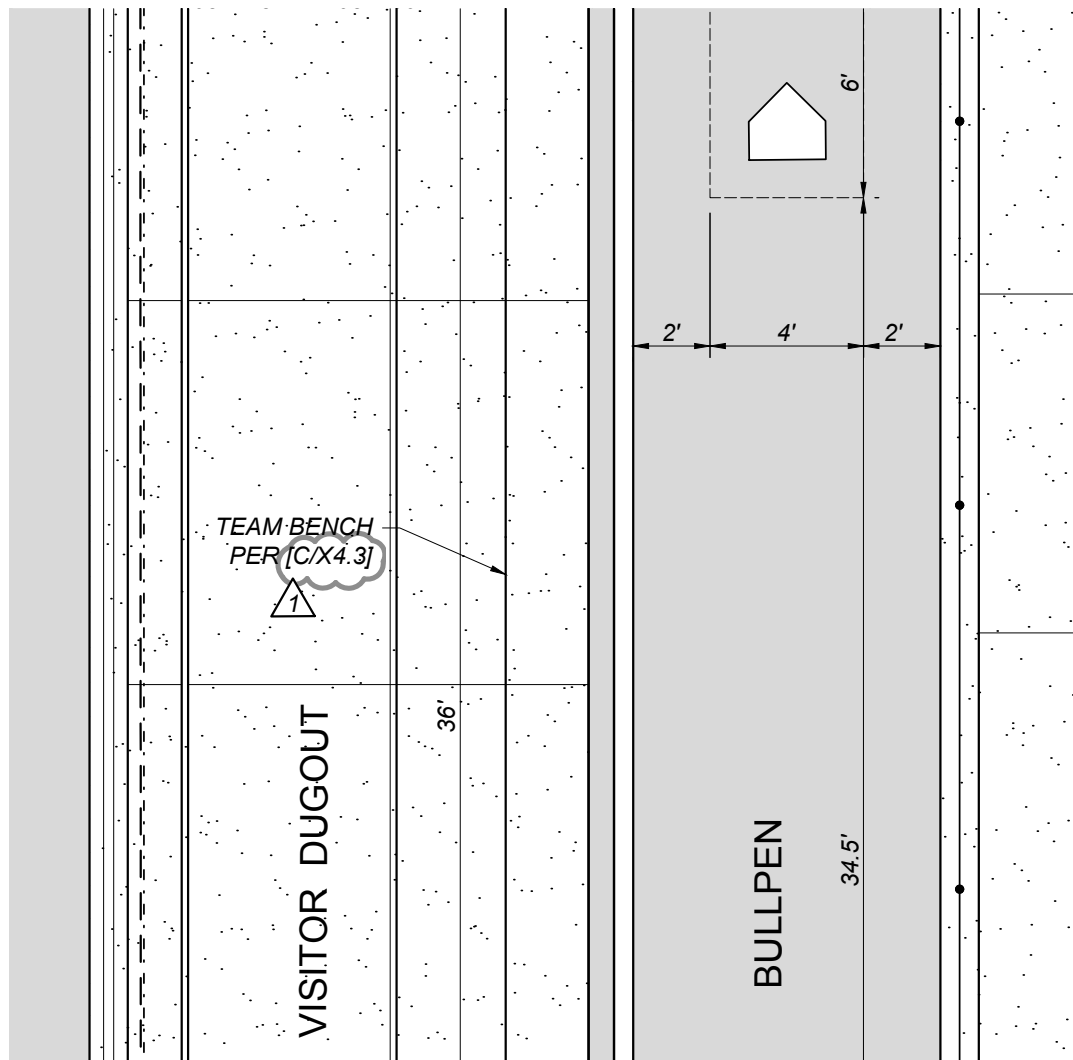
SCALE  
AS NOTED

SHEET No.

**4**

 <p>7790 NORTH PALM AVENUE · FRESNO, CALIFORNIA 93711 T559.448.8400 · F559.448.8467 · www.sim-pbk.com</p>	PROJECT <b>SOFTBALL FIELD MADERA HS</b>	PROJECT COORDINATOR JB	SHEET No.  <div style="font-size: 48pt; font-weight: bold; text-align: center;">5</div>
	SHEET DESCRIPTION  <b>GRADING PLAN</b>	PROJECT No. 21SIM-02	
		DATE 08.23.2021	
		SCALE AS NOTED	





C  
X4.1

## VISITORS DUGOUT AND BULLPEN PLAN VIEW

SCALE 1" = 5'



08/23/21  
Date Signed:



7790 NORTH PALM AVENUE • FRESNO, CALIFORNIA 93711  
T559.448.8400 • F559.448.8467 • www.sim-pbk.com

PROJECT  
**SOFTBALL FIELD  
MADERA HS**

SHEET DESCRIPTION  
**DETAILS**

PROJECT COORDINATOR  
JB

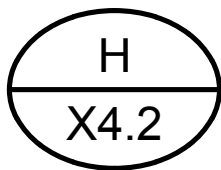
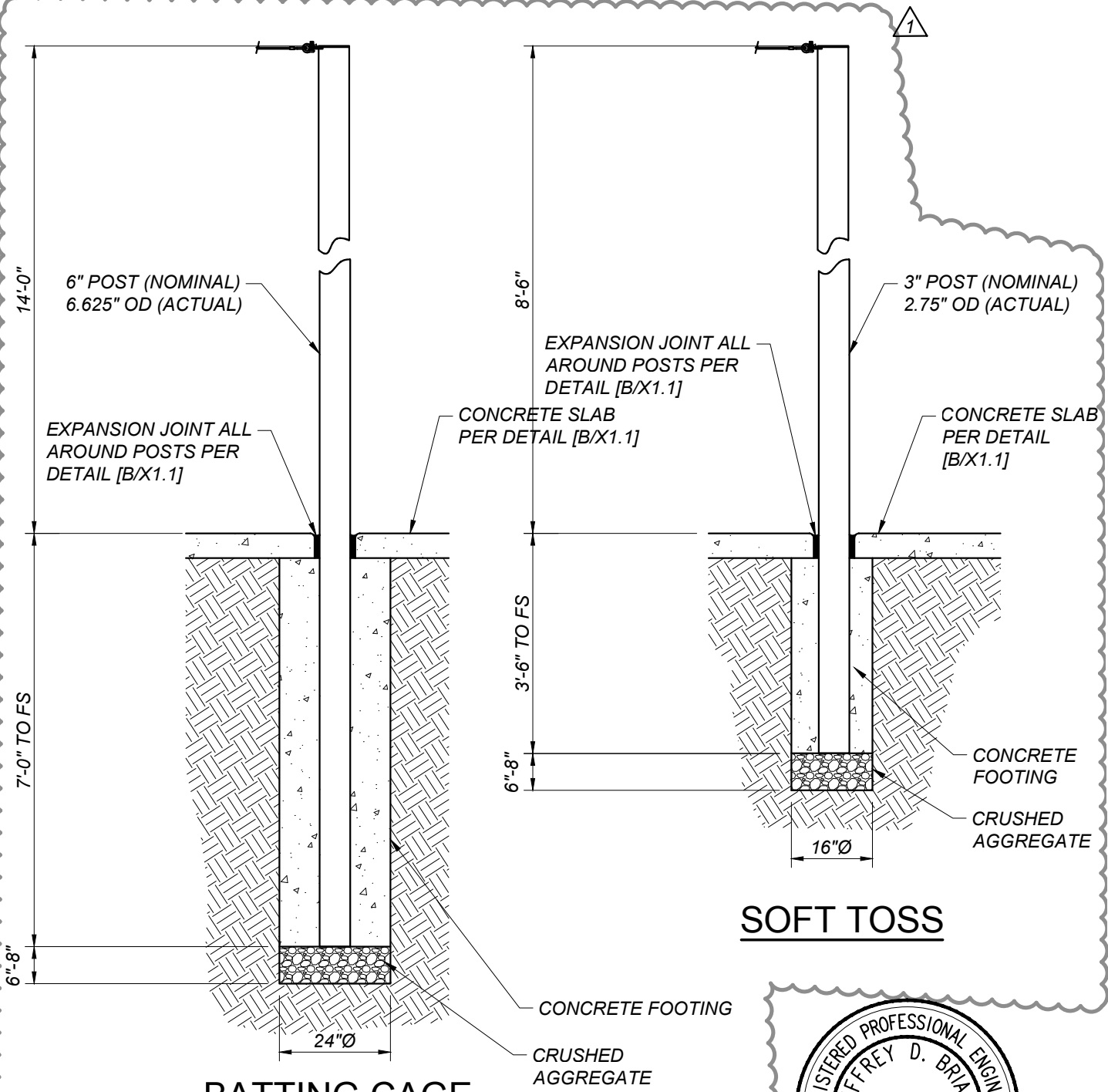
PROJECT No.  
21SIM-02

DATE  
08.23.2021

SCALE  
AS NOTED


SHEET No.

**6**



## POST FOOTING

NOT TO SCALE



08/23/21  
Date Signed:



7790 NORTH PALM AVENUE · FRESNO, CALIFORNIA 93711  
T559.448.8400 · F559.448.8467 · www.sim-pbk.com

PROJECT  
**SOFTBALL FIELD  
MADERA HS**

SHEET DESCRIPTION  
**DETAILS**

PROJECT COORDINATOR  
JB


PROJECT No.  
21SIM-02

DATE  
08.23.2021

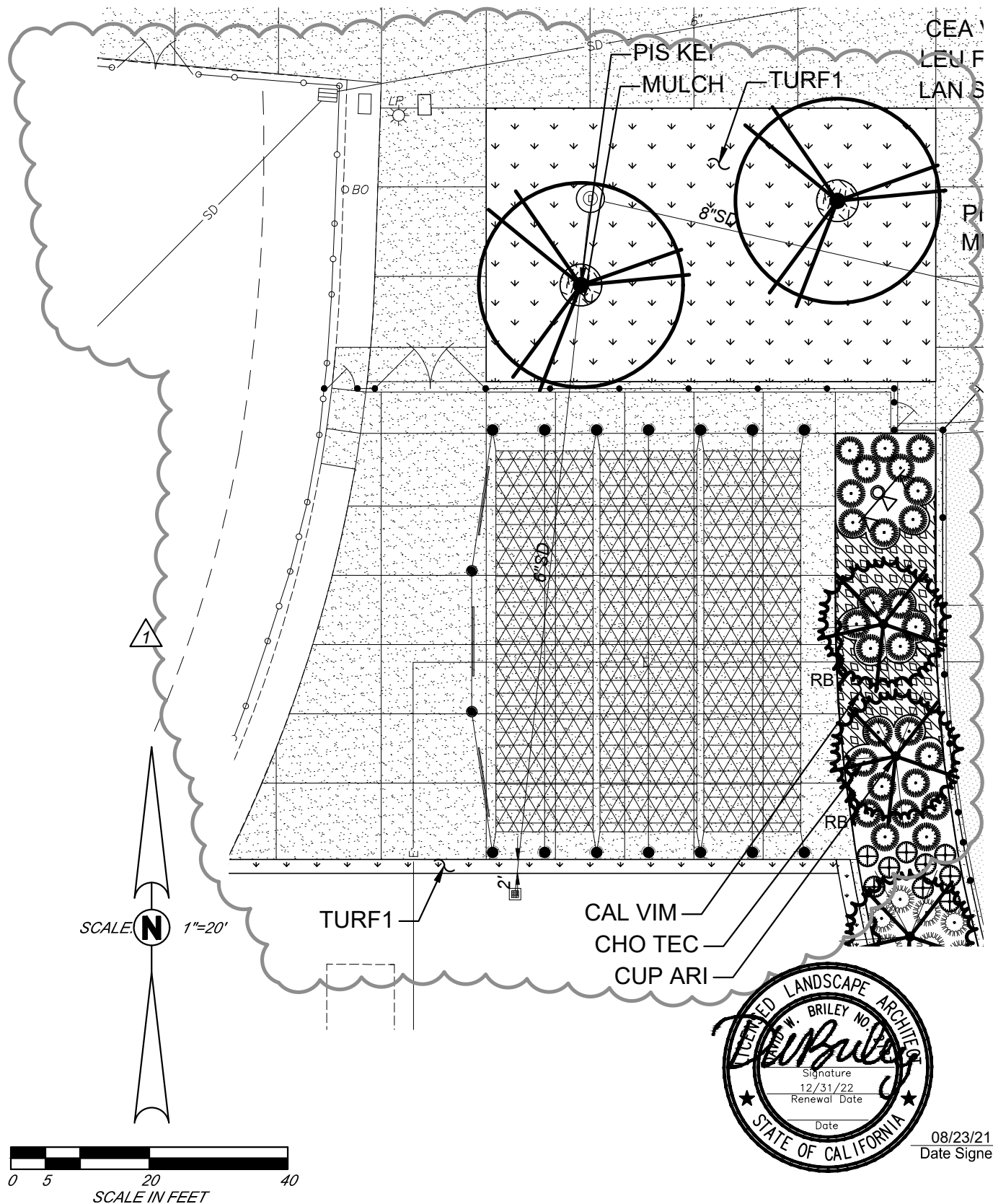
SCALE  
AS NOTED

SHEET No.

**7**



8



7790 NORTH PALM AVENUE • FRESNO, CALIFORNIA 93711  
T559.448.8400 • F559.448.8467 • www.sim-pbk.com

PROJECT  
**SOFTBALL FIELD  
MADERA HS**

SHEET DESCRIPTION  
**PLANTING PLAN**

PROJECT COORDINATOR  
JB

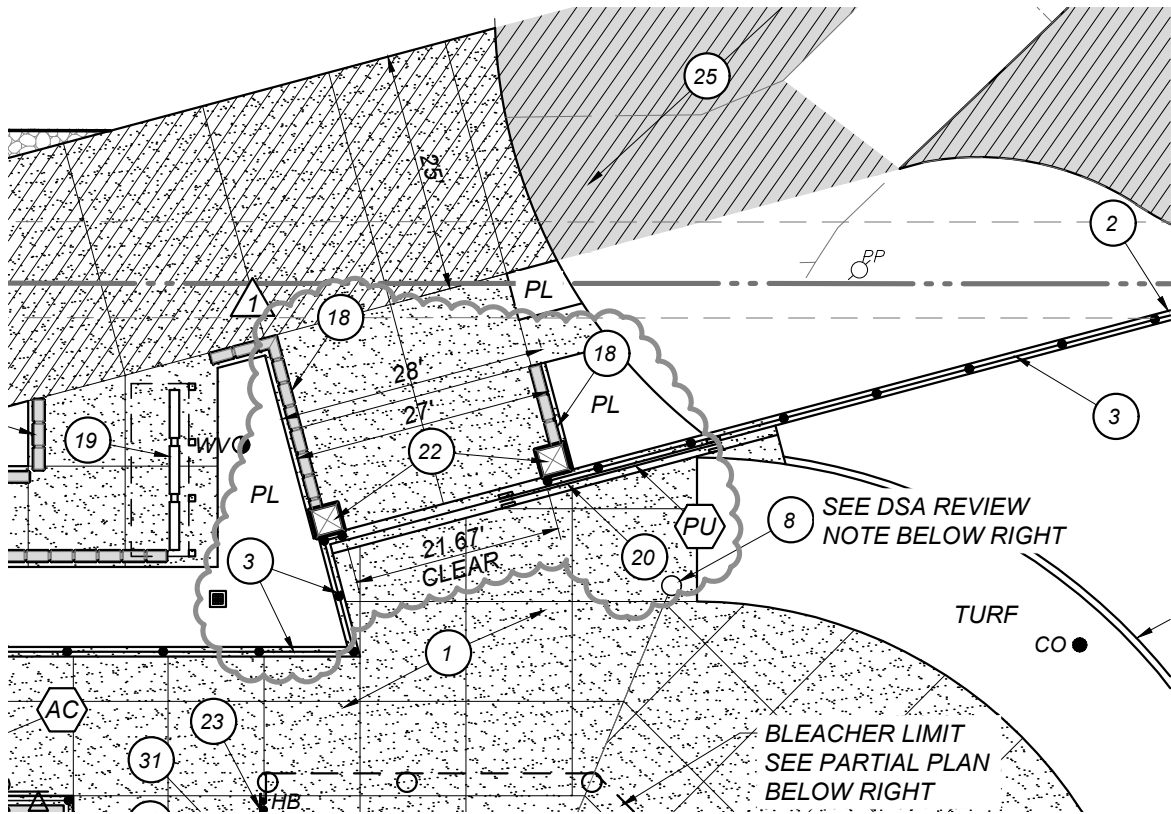
PROJECT No.  
21SIM-02

DATE  
08.23.2021

SCALE  
AS NOTED

SHEET No.

**9**



- 15 PITCHER'S PLATE PER [B/X4.2]
- 22 32" SQ. CMU PILASTER COLUMN WITH 36" SQ. PRECAST CAP PER ARCHITECTURAL DETAILS

SCALE: **N** 1"=20'

0 5 20 40  
SCALE IN FEET



08/23/21  
Date Signed:

**SIMPBK**

7790 NORTH PALM AVENUE • FRESNO, CALIFORNIA 93711  
T559.448.8400 • F559.448.8467 • www.sim-pbk.com

PROJECT  
**SOFTBALL FIELD  
MADERA HS**

SHEET DESCRIPTION  
**SITE PLAN**

PROJECT COORDINATOR  
JB


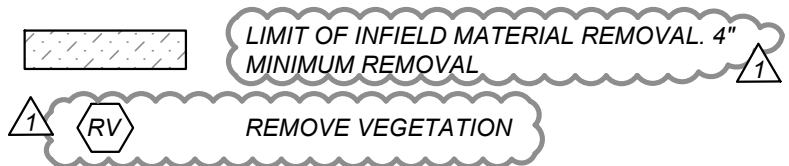
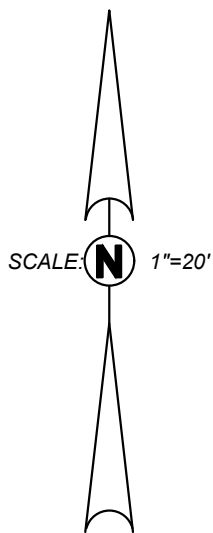
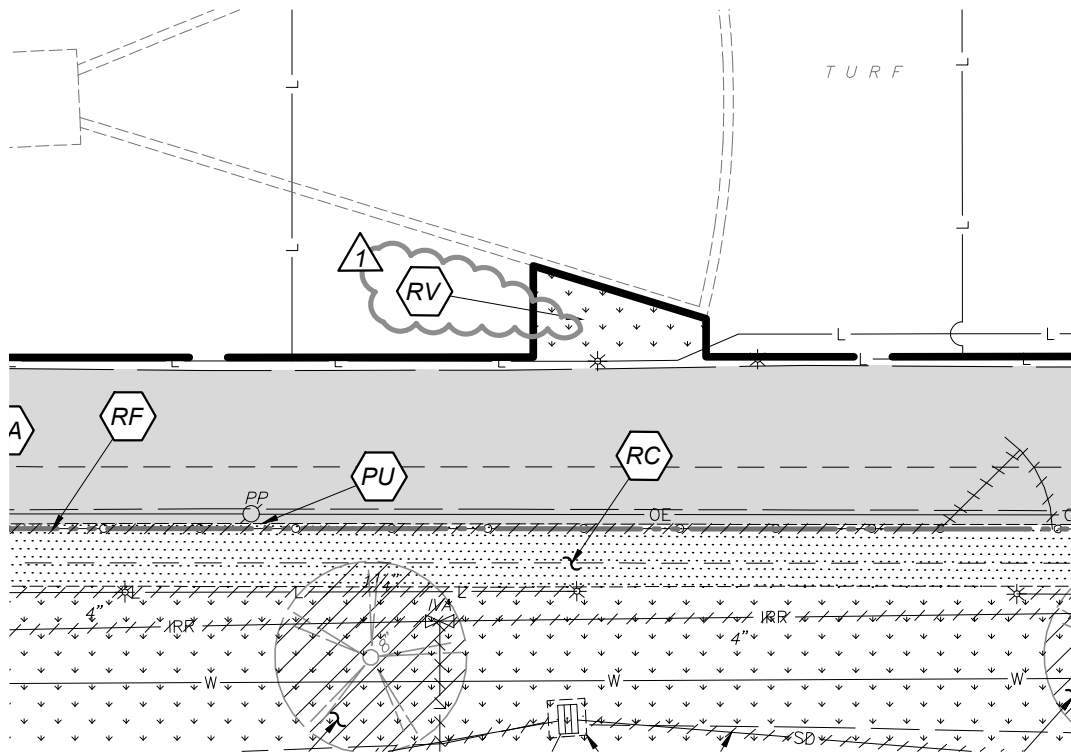
PROJECT No.  
21SIM-02

DATE  
08.23.2021

SCALE  
AS NOTED

SHEET No.

**10**



08/23/21  
Date Signed:



7790 NORTH PALM AVENUE • FRESNO, CALIFORNIA 93711  
T559.448.8400 • F559.448.8467 • www.sim-pbk.com

PROJECT  
**SOFTBALL FIELD  
MADERA HS**

SHEET DESCRIPTION  
**DEMOLITION PLAN**

PROJECT COORDINATOR  
JB

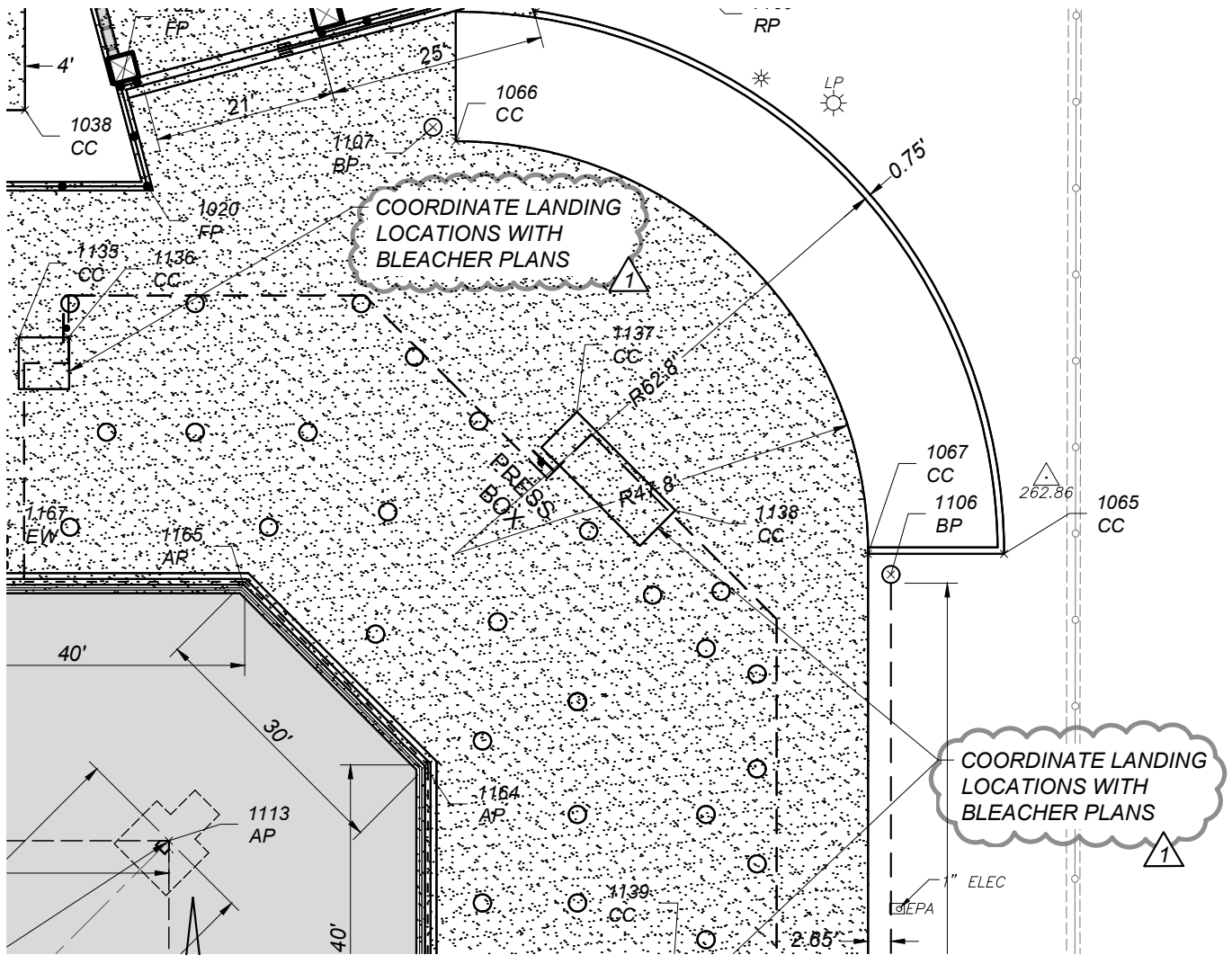
PROJECT No.  
21SIM-02

DATE  
08.23.2021

SCALE  
AS NOTED


SHEET No.

**11**



SCALE:  1"=20'

  
SCALE IN FEET



08/23/21  
Date Signed:



7790 NORTH PALM AVENUE · FRESNO, CALIFORNIA 93711  
T559.448.8400 · F559.448.8467 · www.sim-pbk.com

PROJECT  
**SOFTBALL FIELD  
MADERA HS**

SHEET DESCRIPTION  
**HORIZONTAL CONTROL**

PROJECT COORDINATOR  
JB

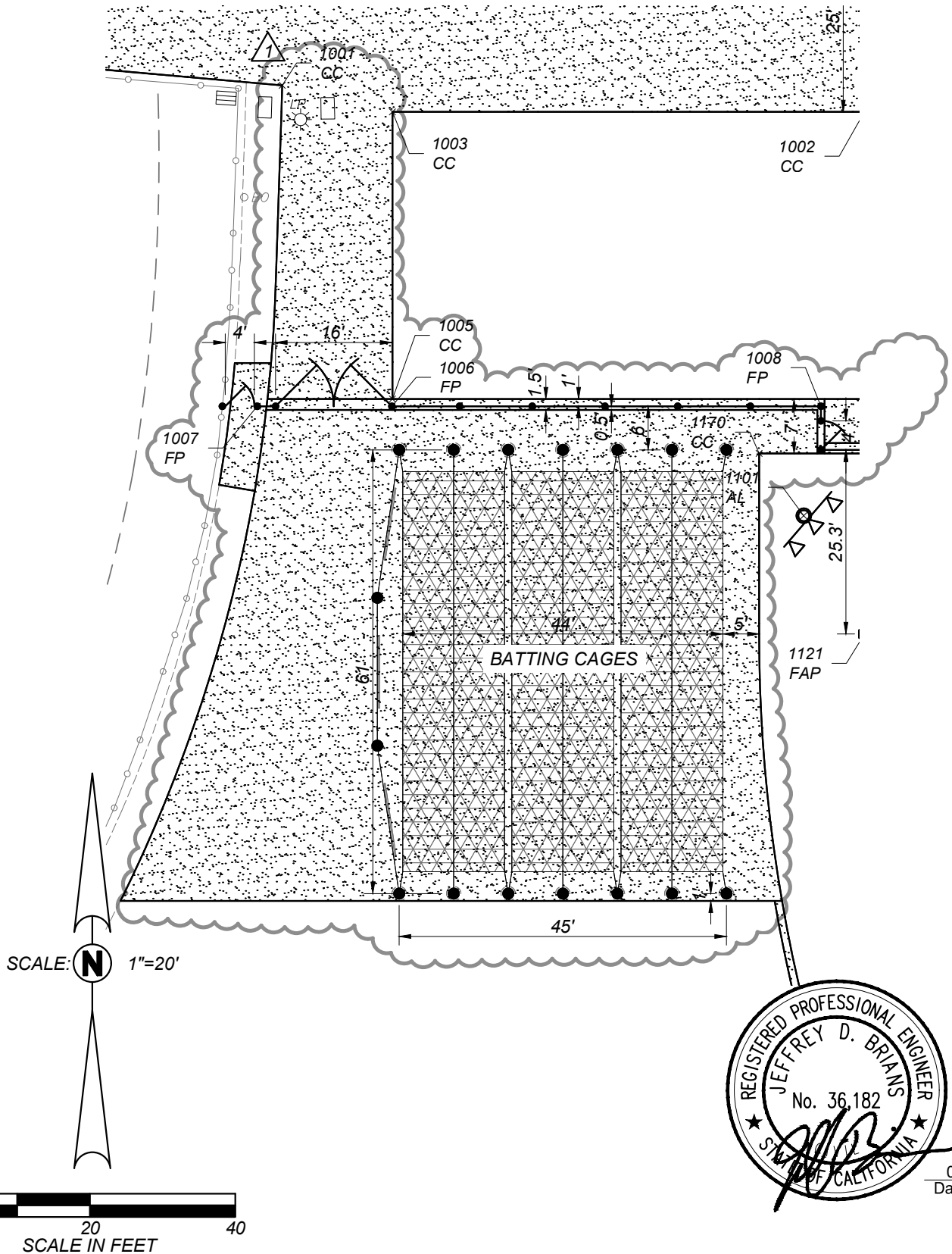
PROJECT No.  
21SIM-02

DATE  
08.23.2021

SCALE  
AS NOTED

SHEET No.

**12**



7790 NORTH PALM AVENUE • FRESNO, CALIFORNIA 93711  
T559.448.8400 • F559.448.8467 • www.sim-pbk.com

PROJECT  
**SOFTBALL FIELD  
MADERA HS**

SHEET DESCRIPTION  
**HORIZONTAL CONTROL**

PROJECT COORDINATOR  
JB

PROJECT No.  
21SIM-02

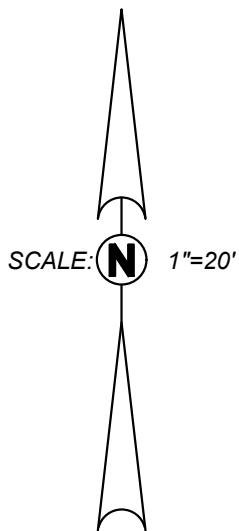
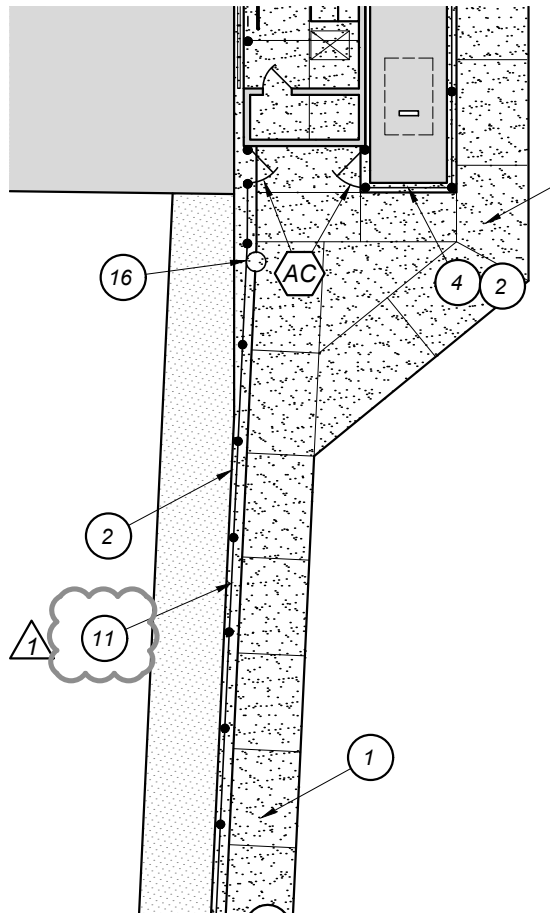
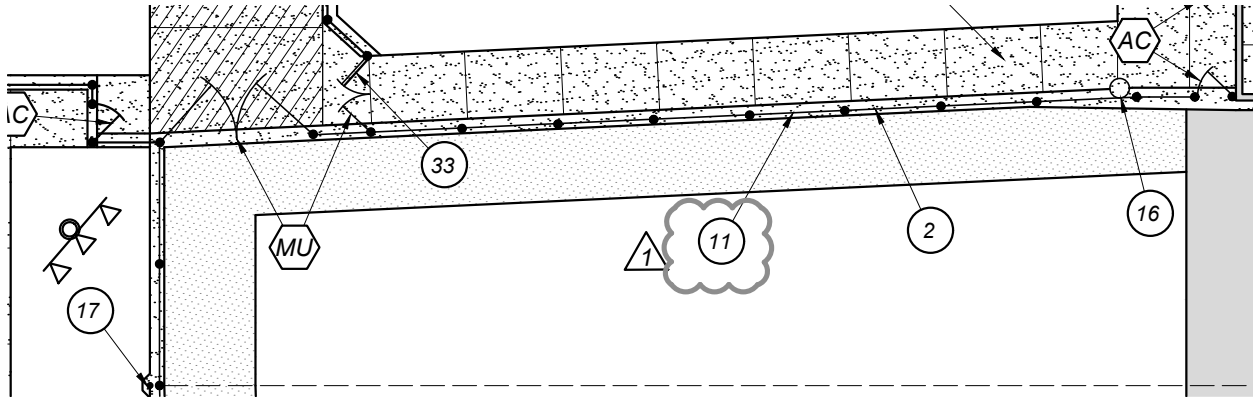
DATE  
08.23.2021

SCALE  
AS NOTED

SHEET No.

**13**





08/23/21  
Date Signed:



7790 NORTH PALM AVENUE • FRESNO, CALIFORNIA 93711  
T559.448.8400 • F559.448.8467 • www.sim-pbk.com

PROJECT  
**SOFTBALL FIELD  
MADERA HS**

SHEET DESCRIPTION  
**SITE PLAN**

PROJECT COORDINATOR  
JB

PROJECT No.  
21SIM-02

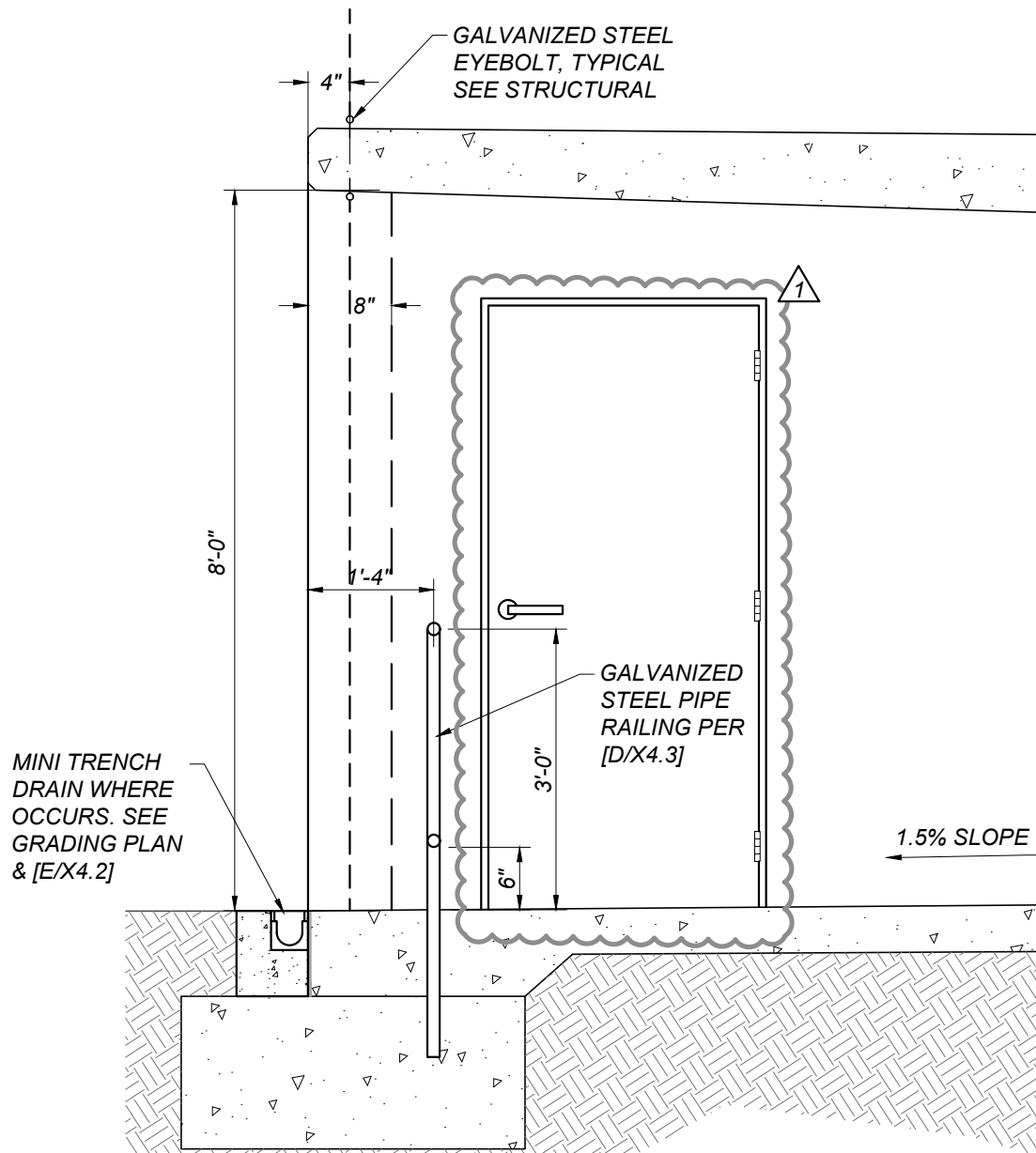
DATE  
08.23.2021

SCALE  
AS NOTED

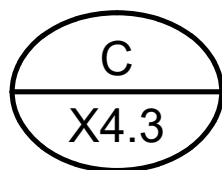
SHEET No.

**14**





SECTION A-A



**TEAM BENCH**

SCALE 1" = 10'



7790 NORTH PALM AVENUE • FRESNO, CALIFORNIA 93711  
T559.448.8400 • F559.448.8467 • www.sim-pbk.com

PROJECT  
**SOFTBALL FIELD  
MADERA HS**

SHEET DESCRIPTION  
**DETAILS**

PROJECT COORDINATOR  
JB

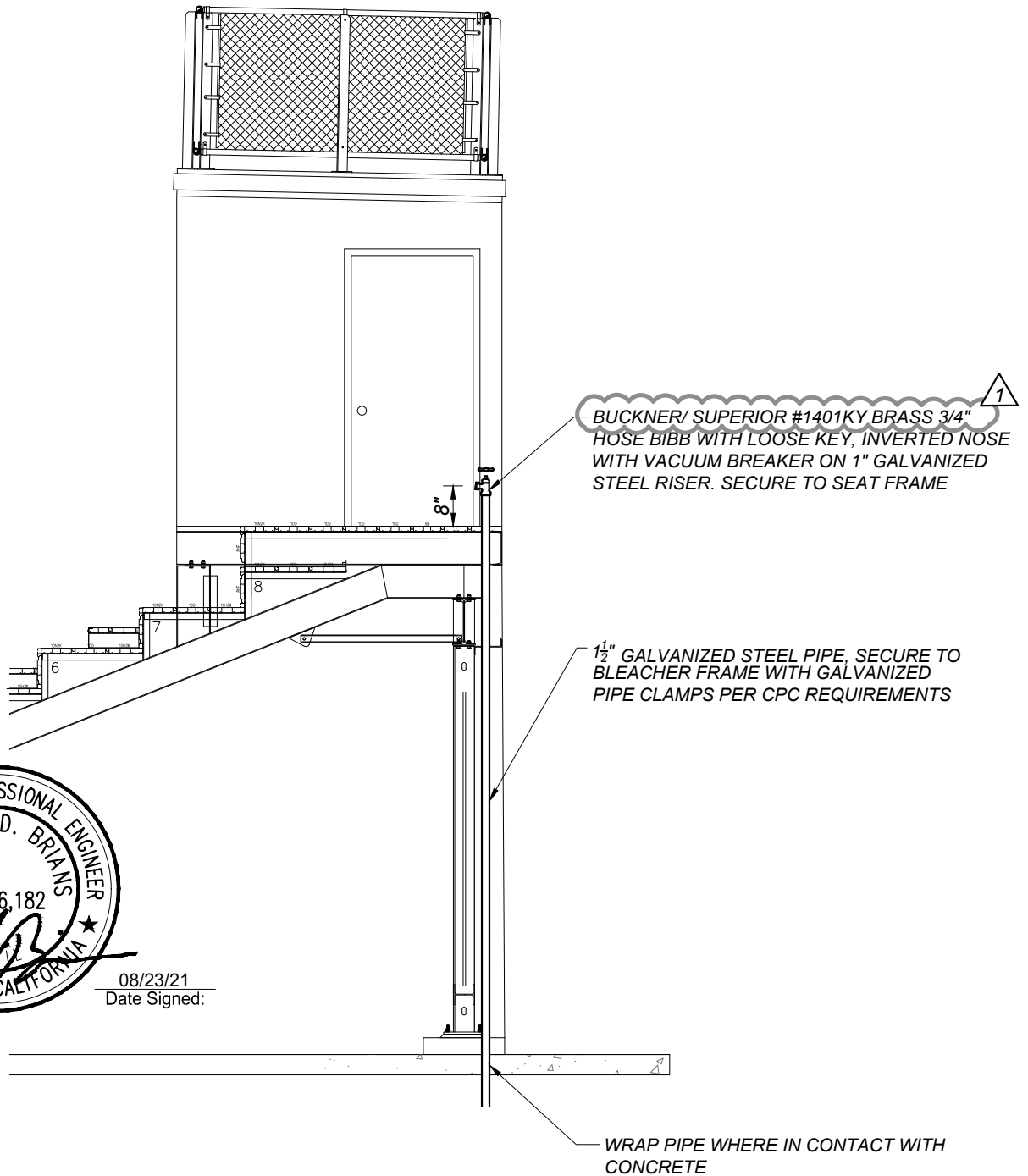
PROJECT No.  
21SIM-02

DATE  
08.23.2021

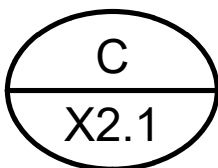
SCALE  
AS NOTED

SHEET No.

**18**



08/23/21  
Date Signed:



## HOSE BIB INSTALLATION AT BLEACHERS

NOT TO SCALE



7790 NORTH PALM AVENUE • FRESNO, CALIFORNIA 93711  
T559.448.8400 • F559.448.8467 • www.sim-pbk.com

PROJECT  
**SOFTBALL FIELD  
MADERA HS**

SHEET DESCRIPTION  
**UTILITY DETAILS**

PROJECT COORDINATOR  
JB

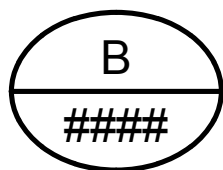
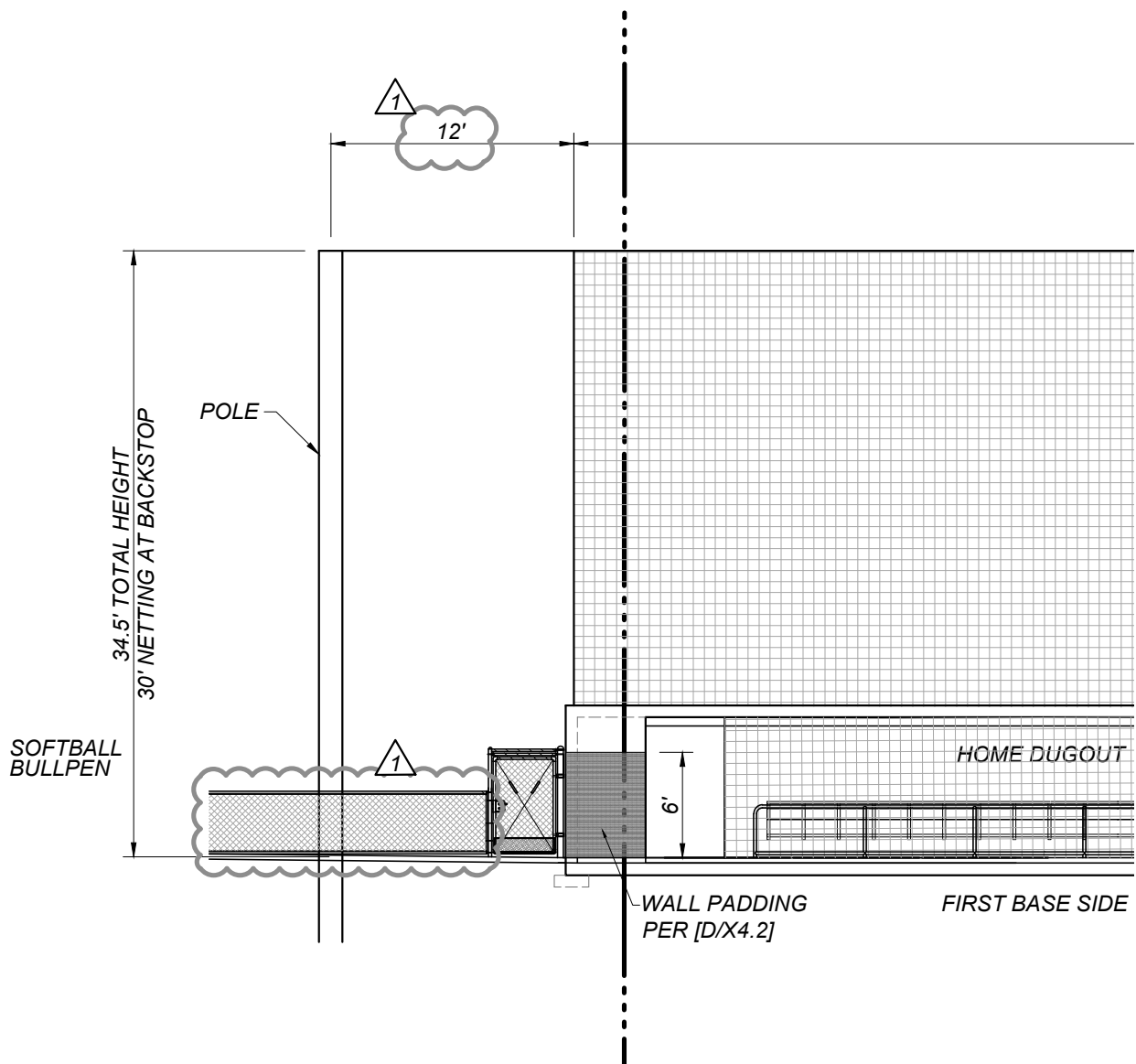
PROJECT No.  
21SIM-02

DATE  
08.23.2021

SCALE  
AS NOTED

SHEET No.

**16**



## SOFTBALL BACKSTOP ELEVATION

SCALE 1" = 10'



08/23/21  
Date Signed:



7790 NORTH PALM AVENUE • FRESNO, CALIFORNIA 93711  
T559.448.8400 • F559.448.8467 • www.sim-pbk.com

PROJECT  
**SOFTBALL FIELD  
MADERA HS**

SHEET DESCRIPTION  
**DETAILS**

PROJECT COORDINATOR  
JB

PROJECT No.  
21SIM-02

DATE  
08.23.2021

SCALE  
AS NOTED

SHEET No.

**17**

# SPECIFICATIONS

## DOCUMENT 00300

### BID FORM

**NAME OF BIDDER:** \_\_\_\_\_

The undersigned, hereby declare that we have carefully examined the location of the proposed Work, and have read and examined the Contract Documents, including all plans, specifications, and all addenda, if any, for the following Project:

#### **Bid No. 081021**

We hereby propose to furnish all labor, materials, equipment, tools, transportation, and services, and to discharge all duties and obligations necessary and required to perform and complete the Project in a good and workmanlike manner within the time stipulated for the following TOTAL BID PRICE:

	<b>BID PRICE (IN WRITTEN FORM)</b>	<b>BID PRICE (IN NUMBERS)</b>
<b>BASE BID</b>		
<b>ALLOWANCE #1 \$165,000 Change Allowance</b>	One Hundred Sixty Five Thousand and NO/100 Dollars----- -----	\$165,000.00
<b>ALLOWANCE #2 \$6000 Landscape/Irrigation Allowance</b>	Six Thousand and NO/100 Dollars	\$6,000.00
<b>TOTAL BID PRICE</b>		

In case of discrepancy between the written price and the numerical price, the written price shall prevail.

If the Contract Documents specify alternate bid items, the following Alternate Bid amounts shall be added to or deducted from the Total Bid Price entered above (please check the appropriate

## **SPECIFICATIONS**

box), at the District's sole option. The District can choose to include one or more of the Alternate Bids in the Project. If any of the Alternate Bids are selected by the District, the resulting amount shall be added to or deducted from Total Bid Price for the Project. The District may select one or more of the Alternate Bids at the below stated Bid Price up to sixty (60) days following award of the Contract. The District can award/select Alternate Bid items at any time(s).



7790 N. PALM AVE • FRESNO, CA 93711

T 559 448 8400 F 559 448 8467 • www.sim-pbk.com

ARCHITECT'S PROJECT NO: **20-02**

PROJECT NAME: **Madera High School Softball Field and Bleachers**

DSA File No: **20-H3**

DSA App No: **02-119114**

RFI #	DATE RECEIVED	QUESTION	CONTRACTOR	RESPONSE	DATE RETURNED
1	8/11/21	The Duration in the spec says ninety but the numerical number is 150	Marino Company	The number of days shall be 180 calender days	
2	8/13/21	<a href="#">SECTION 27 51 23.80 – LOCAL SOUND REINFORCING SYSTEMS, 2.1 HIGH SCHOOL SOFTBALL FIELD, A. AUDIO SYSTEM, "Provide and install a Biamp speaker system. Contact Thad Packard with Biamp, Thad.Packard@biamp.com." Thad Packard has no knowledge of this project. The equipment listed under this section is completely</a>	Solutions Consultant	Contact Thad Packard For Pricing	
3	8/13/21	Will subcontractors need to be qualified to bid this project?	Power Design Electric, Co.	See Addendum #1	
4	8/13/21	Per plan page ES1.1, (Via Musco Contractor) will Musco Lighting installation be part of this Lump Sum bid?	Power Design Electric, Co.	The District requires that the lighting package be under the general contractors bid	
5	8/13/21	Per plan page ES1.1, (Via Musco Contractor) will Musco Lighting installation be separate bid altogether?	Power Design Electric, Co.	The District requires that the lighting package be under the general contractors bid	
6	8/18/21	MaterialType Called out for gutters and copings in 07 62 00 2.2 Prefinished Aluminum. Can prefinished steel be used as an equal? The finish and the warrenty will be the same	Nations Roof	Yes	
7	8/18/21	Spec Section 07 54 23, 1.6 C.3 Calls out 115 MPH 3 second gust wind speed zone. Can the wind Speed 3 Seconf Gust wind Speed zone be reduced?	Nations Roof	Yes, Per Structural use 105 mph 3 second gust wind speed	
8	8/18/21	A1.0 shows a roof slope of 1/2"/ft. tapered insulation. At this slope the top of the tapered insulation would be at the top of the parapet.	Nations Roof	Roof slope modified to 1/4"/ft.	
9	8/18/21	Detaill 22 & 24 ax.1 call out says slop to drain. Section A1.1 appears to show a 2x or wood framing on the parapet to create a slope. Will the top pf parapet be sloped by wood framing?	Nations Roof	Yes	
10	8/18/21	No specifications for Division 4 Masonry (Not Used) Sheet C3.1 Site Legend 22 CMU Pilaster Finish and Precast Cap, no specifications or details shown for this condition. Please Clarify	ArdentGeneral	Refer to specification section 04 22 00Concrete Unit Masonry and 04 05 00 Mortar and Grout, Refer to detail 30/AS1.2. Provide a 3 coat plaster system on the face of the block to under the concrete cap. Color to match the ticket booth	
11	8/18/21	Sheet X4.1 Visitors Dugout Note Team Bench Per C/X4.2, detail C/X4.2 Skinned Infield Warning Track. Please Clarify	ArdentGeneral	Custom Dugout team bench is shown on detail C/X4.3	



RFI #	DATE RECEIVED	QUESTION	CONTRACTOR	RESPONSE	DATE RETURNED
12	8/18/21	Are these allowances \$3,000 plus \$3,000 included in Allowance No. 1 Lump Sum Not to Exceed of \$165,000. If not are these allowances to be included in the Base Bid Amount? Please Clarify	ArdentGeneral	See Addendum #3	
13	8/18/21	Sheet AS1.1 Keynotes #2 Enlarged Plan B & C Detail 9/AS1.2 and Sheet s5.2 Detail 5. Size of structural member not called out on any of these drawings, detail 9/AS1.2 HSS Column/Beam for Donar Wall Light Fixture See 5/S5.2 not called out on 5/S5.2, Sheet AS1.1 Enlarged Plan B and C dotted line and Keynote 2 indicates a	ArdentGeneral	Refer to attached sheet AS1.2a	
14	8/18/21	Donar wall lighting not shown on lighting plan ES1.1 electrical enlarged plan or single line diagram. Please Clarify	ArdentGeneral	Refer to the attached sheet E6.2 for the lighting at the donor walls	
15	8/18/21	Section 13 28 16 Safety Netting System 1.1 Section Includes B. The design plans and calculations shall be submitted to DSA as a Construction Change Directive. Make all necessary revisions to netting system plans in order to obtain DSA approval. Is this not a Deferred Approval? Is DSA approval required for Safety Netting System under 35 feet tall. Please Clarify Will there be fees associated with DSA approval and will MUSD be paying for all associated Fees? Please Clarify Will design be submitted to SIMPBK to submit to DSA they are the Architect of Record. Please Clarify Will errors and omissions insurance be required for the design of the Safety Netting System. If so, what are the insurance requirements and dollar amount limits. Please Clarify	ArdentGeneral	It is the intent that the shop drawings be complete and submitted to DSA for approval. Netting structures under 35 feet are not required to be reviewed and approved by DSA. However, the owner takes a risk by them not being reviewed. The intent is to provide the drawings and calls to DSA for approval. The structural engineer for the Judge netting product will be providing this information as part of the submittal.	
16	8/18/21	No specification for Division 5 Metals (Not Used). Please Clarify	ArdentGeneral	Refer to sheet S1.0 for the structural steel specification. Addendum #1 also has the specification section 05 12 00 and 05 31 00 added.	

RFI #	DATE RECEIVED	QUESTION	CONTRACTOR	RESPONSE	DATE RETURNED
17	8/18/21	No time is indicated for award or withdrawal of bids (60) days? What is the anticipated award time in calendar days for this project. Please Clarify	ArdentGeneral	<p>Award of bid will be after the board meeting on 9/14/2021</p> <p>In order to withdraw a bid, the bidder must establish to the satisfaction of the court that: (a) a mistake was made; (b) the bidder gave the public entity written notice of the mistake within five days after the opening of the bids, specifying in the notice in detail how the mistake occurred; (c) the mistake made the bid materially different than the bidder intended it to be; and (d) the mistake was made in filling out the bid and not due to error in judgment or to carelessness in inspecting the site of work, or in reading the plans or specifications. Pub. Cont. Code § 5103.</p>	
18	8/20/21	After reviewing plan page E7.1 - E7.6 I am unable to locate information on conduit and conductor size that feeds musco ballast boxes. Per the job walk they are listed in the plans. Where is this information located?	Power Design Electric, Co.	Please see the attached revised ES1.1 which now shows conduit and conductor sizes feeding Musco poles	

19	8/20/21	The plans do not have any pullboxes listed for runs over 200 feet for receptacles, site lighting, musco lighting, dug out lights, receptacles, and ticket booth lights. Will electrical contractors be responsible for planning and installing pull boxes along electrical pathways? If so, what sizes would be required to maintain fair electrical	Power Design Electric, co.	Please see the attached revised sheet ES1.1 which now shows underground conduit routing and pull boxes	
20	8/20/21	Per plan page E6.1, What is the diameter and depth for pole base detail -04/fixture "C" pole base	Power Design Electric, Co.	Please see the attached revised E6.1 which now shows diameter and depth of pole bases	
21	8/20/21	Are the musco receptacles to be mounted on the musco light pole? Can the musco pole be drilled to mount a receptacle?	Power Design Electric, Co.	See attached revised ES1.1 which has removed receptacles mounted to the base of musco poles	
22	8/20/21	Per plan page E5.1 There is one panel schedule not labeled with a name, per plan page B15 there is one panel schedule labeled "LP". Assuming the one unlabeled is panel "SBL" where is the panel schedule for panel "SBH"?	Power Design Electric, Co.	Please see the attached revised sheet E6.1 which now shows label for panel schedule SBL. And also shows panel schedule SBH.	
23	8/23/21	Per plan page E5.1 the panel is missing the designation. I am assuming it is panel "SB" according to the circuits. Would this be Correct?	Power Design Electric, Co.	Please see the attached revised E6.1 which now shows label for panel schedule SBL	

[illegible]