

Or Equal

Bid No. 021622-Tile Project at Alpha Elementary School



WALL

**SEMI-GLOSS™ & MATTE™**  
GLAZED CERAMIC

 **daltile®**  
IMAGINE WHAT'S POSSIBLE™

Or Equal

Bid No. 021622-Tile Project at Alpha Elementary School



Cover and above photos feature Semi-Gloss™ Spa 6 x 6 on the wall, Artisan Brown and Almond 1 x 6 and 1/2 x 6 flat liners, and Keystones™ Uptown Taupe and Spa 2 x 2 on the wall.

## The Essentials— Redefined

### USAGE

Floors

Walls

Countertops



W

C

Semi-Gloss™ and Matte™ glazed wall tile offers an extensive collection of color options. This color palette offers a selection that extends from neutral and earthy to bright and trendy. With both matte and semi-gloss surfaces, this line is suitable for both residential and commercial usage including interior and exterior walls, countertops, and pool linings. From clean neutrals to bright and vibrant colors, you're sure to find the color you need to create the perfect design color scheme.

- SUITS MULTIPLE DESIGN NEEDS AND STYLES

- Can be used in a variety of ways, including interior and exterior walls, countertops, and pool linings for both residential and commercial applications
- Offered in two finishes and extensive color palette to suit many design styles

- COORDINATING OPTIONS

- Colors coordinate with Modern Dimensions™ and Rittenhouse Square™ lines, offering more design options
- Coordinating trim available for that finishing touch



**POST-CONSUMER  
RECYCLED MATERIALS**



**PRE-CONSUMER  
RECYCLED MATERIALS**



**MADE IN THE U.S.A.**



All or select items within this series meet the requirements for these qualifications. For more information visit [daltile.com](http://daltile.com).

Or Equal

Bid No. 021622-Tile Project at Alpha Elementary School

SEMI-GLOSS™ & MATTE™  
GLAZED CERAMIC

## SEMI-GLOSS WALL TILE

ARCTIC WHITE  
0190 (1)WHITE  
0100 (1)WHITE  
K101 (2)GOLDEN  
GRANITE 0138 (1)PEPPER WHITE  
0147 (1)BISCUIT  
K175 (2)ALMOND  
0135 (1)ALMOND  
K165 (2)URBAN PUTTY  
0161 (1)ARCHITECTURAL  
GRAY 0109 (2)UPTOWN TAUPE  
0132 (2)ELEMENTAL TAN  
0166 (1)ARTISAN BROWN  
0144 (2) ♦CRISP LINEN  
0139 (1)MOON BEAM  
Q091 (4) +CORN SILK  
0160 (1)LUMINARY GOLD  
0142 (2)SUNFLOWER  
DH50 (3) ♦MUSTARD  
Q012 (4) +PUMPKIN SPICE  
Q090 (4) +CHAMPAGNE  
TOAST Q150 (4) +TOTALLY TANGERINE  
Q151 (4) +ORANGE BURST  
Q097 (4) +CORAL BEAD  
Q092 (4) +CARNATION  
PINK Q095 (4) +VERMILLION  
ODM1 (5) ★CHIANTI  
Q094 (4) +FIRE BRICK  
Q093 (4) +KEY LIME  
Q098 (4) +CITRIC BLOOM  
Q140 (4) +GO GREEN  
Q170 (4) +GARDEN SPOT  
0141 (2) ♦SPA  
0148 (1)AEGEAN  
Q192 (4) +AQUA GLOW  
0197 (2) ♦OCEAN BLUE  
Q049 (4) +ELECTRIC BLUE  
Q194 (4) +SEA BREEZE  
Q174 (4) +WATERFALL  
0169 (1)COBALT  
DM14 (3) ★ ♦GALAXY  
1469 (1) ♦NAVY  
K189 (2) ★ ♦WOOD VIOLET  
Q467 (4) +PLUM CRAZY  
Q178 (4) +ICE GREY  
K176 (2)DESERT GRAY  
X114 (1)SUEDE GRAY  
0182 (2)CHALK BOARD  
Q180 (4) +BLACK  
K111 (2)

(1), (2), (3), (4), and (5) indicate price groups, (1) being the least expensive.

+ "Q" colors are special order. Please allow 1-2 weeks lead time from the date of order.

★ Subject to crazing; black grout not recommended.

♦ Made to order and requires 6-8 weeks delivery from date of order.

See the Rittenhouse Square™ Collection for colors available in 3 x 6 sizes.

See the Modern Dimensions™ Collection for colors available in 4-1/4 x 8-1/2 and 4-1/4 x 12-3/4 sizes.

Or Equal

Bid No. 021622-Tile Project at Alpha Elementary School

WALL

# SEMI-GLOSS™ & MATTE™

GLAZED CERAMIC

## MATTE WALL TILE




ARCTIC  
WHITE 0790 (1)



PEARL  
WHITE 0799 (1)



BISCUIT  
K775 (2)



ALMOND  
X735 (1)



URBAN  
PUTTY 0761 (1)



UPTOWN  
TAUPE 0732 (2)



ELEMENTAL  
TAN 0766 (1)



ARTISAN  
BROWN 0744 (2) ♦



DESERT  
GRAY X714 (1)



ARCHITECTURAL  
GRAY 0709 (2)



BLACK  
K711 (2)



(1) and (2) indicate price groups, (1) being the least expensive.

♦ Made to order and requires 6-8 weeks delivery from date of order.

See the Rittenhouse Square™ Collection for colors available in 3 x 6 sizes.

See the Modern Dimensions™ Collection for colors available in 4-1/4 x 8-1/2 and 4-1/4 x 12-3/4 sizes.

### SIZES

			Thickness	Sq. Ft./ Carton	Pieces/ Carton
	6 x 6 Wall Tile	(6" x 6") (15.20 cm x 15.20 cm)	5/16"	12.50	50
	4-1/4 x 4-1/4 Wall Tile	(4-1/4" x 4-1/4") (10.80 cm x 10.80 cm)	5/16"	12.50	100

### APPLICATIONS

	Target DCOF wet	Suitable
Dry & Level – Interior Floor	N/A	
Wet & Level – Interior Floor	≥ 0.42	
Shower Floors (Residential or Light Commercial)	≥ 0.42	
Exterior Floor Applications (including pool decking & other wet areas with minimal footwear)	≥ 0.60	
Ramps & Inclines	≥ 0.65	
Walls/Backsplashes	N/A	✓
Countertops	N/A	✓*
Pool Linings	N/A	✓**

A DCOF value of ≥ 0.42 is the standard for tiles specified for level interior spaces expected to be walked upon when wet, as stated in ANSI A137.1-2012, Section 9.6.

For more information about DCOF and the DCOF AcuTest™, visit [daltile.com/DCOF](http://daltile.com/DCOF).

#### APPLICATION NOTES :

Suitable for exterior applications in non-freezing climates, when proper installation methods are followed.

\* 3 x 6, 4-1/4 x 4-1/4 and 6 x 6 wall tile in matte colors only. Darker colors may show scratches.

\*\* 3 x 6, 4-1/4 x 4-1/4 and 6 x 6 wall tile only

### INSTALLATION

Grout Joint Recommendation	Shade Variation
1/16"	 Low (V1)

### PERFORMANCE CHARACTERISTICS

	ASTM#	Result
Water Absorption	C373	< 20.0%
Breaking Strength	C648	120-230 lbs
Scratch Hardness	MOHS	4.0-6.0
Chemical Resistance	C650	Resistant
Abrasion Resistance	C1027	N/A

For additional information on test results, visit us at:  
[daltile.com/information/TestResults](http://daltile.com/information/TestResults).

### NOTES

Since there are variations in all fired ceramic and natural products, tile and trim supplied for your particular installation may not match samples. Final confirmation should be made from actual tiles and trim prior to installation. Manufactured in accordance with ANSI A137.1 standards.

For additional information refer to "Factors to Consider" at: [daltile.com/Factors](http://daltile.com/Factors).

## Or Equal

Bid No. 021622-Tile Project at Alpha Elementary School

SEMI-GLOSS™ & MATTE™  
GLAZED CERAMIC

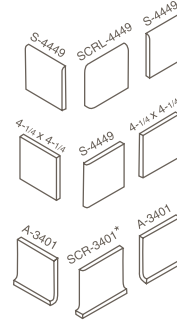
## TRIM

Type	Number	Size	Pieces/ Carton	Semi-Gloss	Matte
Bullnose** □	S-4269	2 x 6	100	Groups 1, 2, 3, 4, 5	Groups 1, 2
Bullnose**	S-4449	4-1/4 x 4-1/4	100	Groups 1, 2, 3, 4, 5	Groups 1, 2
Bullnose**	S-4669	6 x 6	50	Groups 1, 2, 4, 5	Groups 1, 2
Bullnose Corner** ▼❖	SN-4269	2 x 2	25	Groups 1, 2, 3, 4	Groups 1, 2
Bullnose Corner** ❖❖	SCRL-4449	4-1/4 x 4-1/4	100	Groups 1, 2, 3, 4	Groups 1, 2
Bullnose Corner** ❖❖	SCRL-4669	6 x 6	50	Groups 1, 2, 4	Groups 1, 2
Radius Bullnose ▮□	A-4200	2 x 6	100	Groups 1, 2, 3, 4	Groups 1, 2
Radius Bullnose Corner ▮▼	AN-4200	2 x 2	20	Groups 1, 2, 3, 4	Groups 1, 2
Radius Bullnose ◆	A-4402	4-1/4 x 4 1/4	84	Groups 1, 4	--
Radius Bullnose Corner ◆	ACRL-4402	4-1/4 x 4 1/4	30	Groups 1, 4	--
Radius Bullnose ◆	A-3602	6 x 6	44	Group 1	--
Radius Bullnose Corner Left or Right ◆	ACR-L-3602	6 x 6	20	Group 1	--
Flat Top Cove*	A-3401	4-1/4 x 4-1/4	84	Groups 1, 2, 4	Groups 1, 2
Flat Top Cove* ▮▼	A-3601	6 x 6	44	Groups 1, 2, 4	Groups 1, 2
Flat Top Cove* ▮	A-3461	4-1/4 x 6	60	Group 1	Group 1
Flat Top Cove Corner Left or Right* ❖❖	SCR-L-3401	4-1/4 x 4-1/4	30	Groups 1, 2, 4	Group 1
Flat Top Cove Radius Corner Left or Right*	ACR-L-3401	4-1/4 x 4-1/4	30	Group 4	--
Flat Top Cove Corner Left or Right* ■●▮▼	SCR-L-3601	6 x 6	20	Groups 1, 2, 4	Groups 1, 2
Sanitary Cove Base ▲▮▼	S-3419T	4-1/4 x 6	60	Groups 1, 2, 4	Groups 1, 2
Sanitary Cove Base ▲▮	S-3619T	6 x 6	40	Groups 1, 4	Group 1
Sanitary Cove Base Corner Left or Right ▲▮▼	SCR-L-3419T	4-1/4 x 6	20	Groups 1, 2, 4	Groups 1, 2
Sanitary Cove Base Corner Left or Right ▲▮	SCR-L-3619T	6 x 6	20	Groups 1, 4	Group 1
Quarter Round ▮▼	A-106	3/4 x 6	152	Groups 1, 2, 4	Groups 1, 2
Quarter Round Beak ▮▼	AC-106	3/4 x 6	120	Groups 1, 2, 4	Groups 1, 2
Sink Rail ◆	W-8262	2-1/2 x 2 x 6	66	Group 1	--
Sink Rail Outside Corner* ◆	WAC-8262	2-1/2 x 2 x 2	40/20	Group 1	--
Sink Rail Inside Corner/V-Cap * ◆	WAM-8262	2 x 2 x 2-1/2	66	Group 1	--
Shower Jam/Curb* ◆	A-7250	2-1/2 x 6	60	Group 1	--

## SURFACE TRIM

4-1/4 x 4-1/4 typical installation

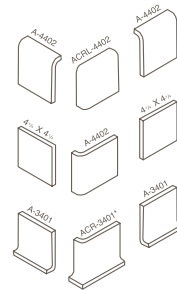
\* Opposite not shown



## CONVENTIONAL TRIM

4-1/4 x 4-1/4 typical installation

\* Opposite not shown



All colors available (except Vermillion ODM1) through Special Order.

▮ Group 1 colors only available in 0100, 0135, 0161, 0190, 0761, 0790, X114, X714, X735 and special order colors are 0138, 0147, 0166, 0766, 0799.

All other colors are made-to-order.

□ Group 2 colors are only available in 0142, 0182, 0197, K101, K111, K165, K175, K176, K189, K711, K775

▼ Group 2 colors are made-to-order and only available in 0142, 0182, 0197, K101, K111, K165, K175, K176, K189, K711, K775

◆ Group 1 colors only available in 0100, 0135 and 0190

\*\* For thinset bed installation

❖ Group 1 colors all available and made-to-order colors are 0138, 0139, 0147, 0148, 0160, 0166, 0169, 0766, 0799 & 1469

❖ Group 2 colors are made-to-order

\* For conventional mortar installation

■ Not available in colors 0109, 0139, 0141, 0144, 0148, 0160, 0169, 0709, 0744, 1469

● Not available in 0132 and 0732

▲ Roundtop